



Network
All

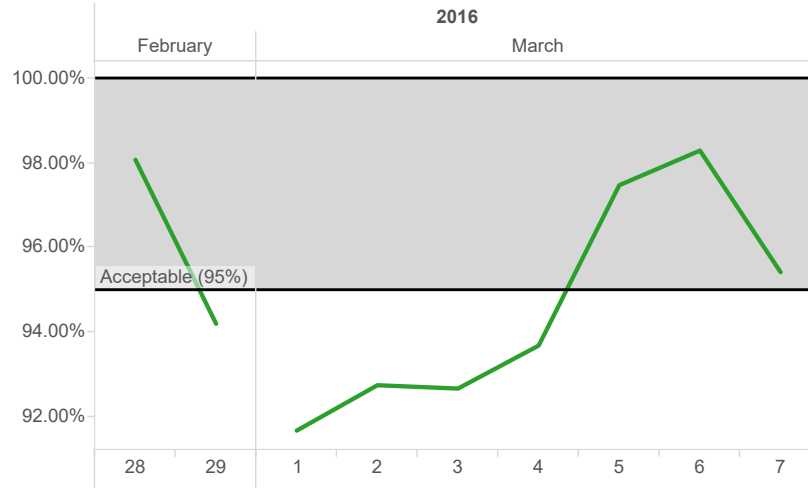
Time Period
2/28/2016 to 3/12/2016

Acceptable Net/Gross (%)
95%

■ 5 Grand



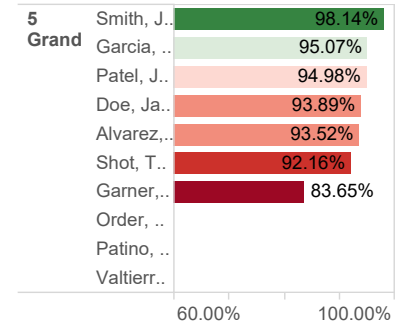
Net Sales as % Gross Sales



Net as % Gross Sales (Store)

		2016										Grand Total
		February		Q1			March					
		28	29	1	2	3	4	5	6	7		
5 Grand	Smith, John	98.09%						97.86%	98.31%		98.14%	
	Garcia, Tony		96.09%	94.36%	95.77%	94.98%	94.70%			96.64%	95.07%	
	Patel, Jay		95.15%	96.16%	94.97%	93.82%	93.64%			95.05%	94.98%	
	Doe, Jane			96.47%	93.79%	92.96%	95.22%				93.89%	
	Alvarez, Jose		95.39%		91.48%						93.52%	
	Shot, Tom						91.34%	95.49%			92.16%	
	Garner, Rusty		89.82%	72.49%	86.49%	85.64%					83.65%	
	Grand Total		98.09%	94.20%	91.67%	92.74%	92.66%	93.68%	97.49%	98.31%	95.42%	93.30%

Employee Ranking

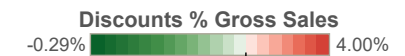


Network
All

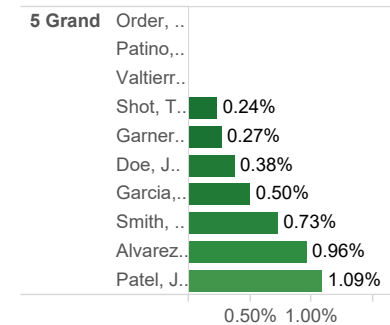
Time Period
2/28/2016 to 3/12/2016

Acceptable Discount (%)
3%

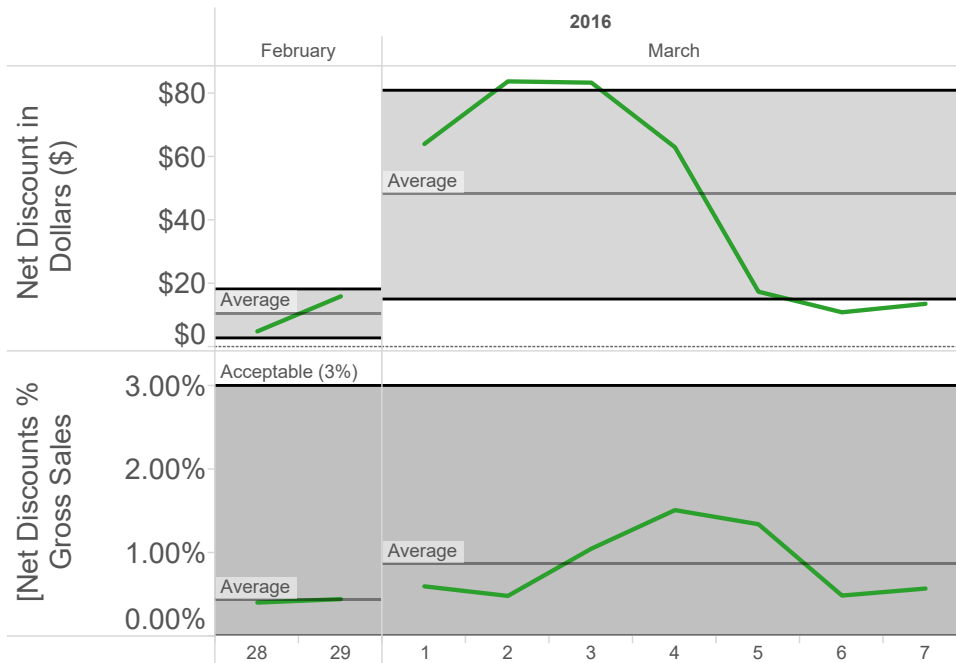
■ 5 Grand



Employee Ranking

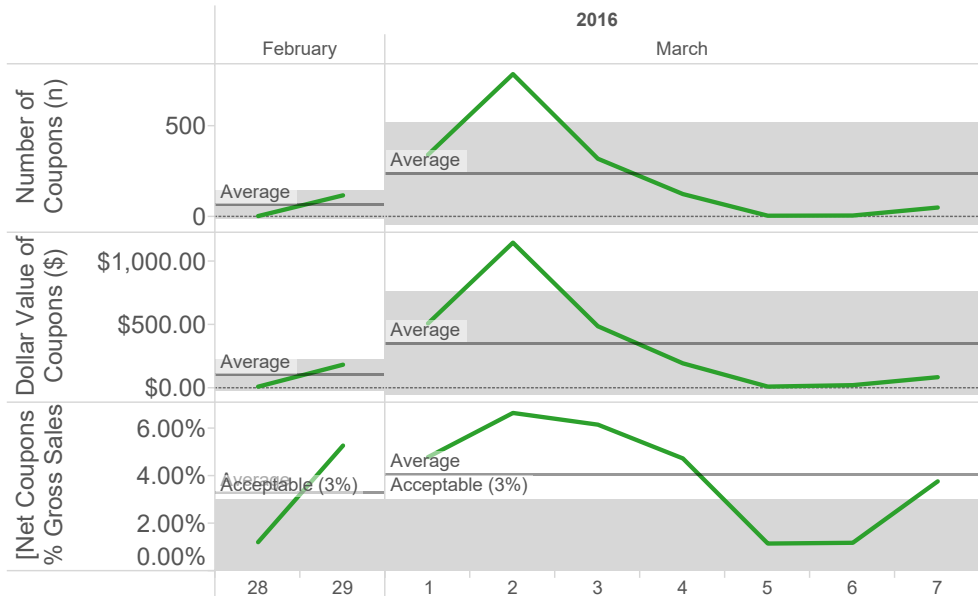


Discounts



		February		2016							Grand Total
		28	29	1	2	3	4	5	6	7	
5 Grand	Patel, Jay		0.66%	0.70%	0.70%	2.12%	2.78%			0.71%	1.09%
	Alvarez, ..		0.78%		1.17%						0.96%
	Smith, Jo..	0.41%						1.56%	0.49%		0.73%
	Garcia, T..		0.20%	0.69%	0.07%	0.35%	1.27%			0.14%	0.50%
	Doe, Jane			0.82%	0.20%	0.65%	0.11%				0.38%
	Garner, ..		0.06%	0.08%	0.45%	0.10%					0.27%
	Shot, Tom						0.24%	0.22%			0.24%
	Grand Total		0.41%	0.45%	0.60%	0.49%	1.05%	1.51%	1.34%	0.49%	0.58%

Coupons as % Gross Sales

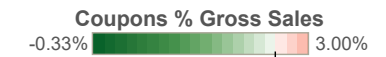


Network
All

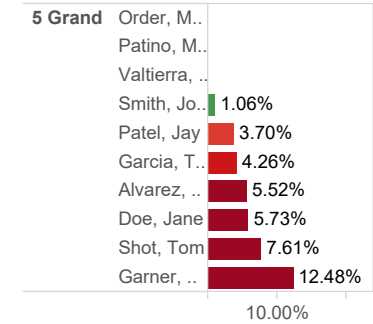
Time Period
2/28/2016 to 3/12/2016

Acceptable Coupons (%)
3%

5 Grand



Employee Ranking



		2016								Grand Total	
		February		March							
		28	29	1	2	3	4	5	6		7
5 Grand	Smith, John	1.23%						0.58%	1.20%		1.06%
	Patel, Jay		4.18%	2.91%	4.06%	3.77%	3.58%			3.96%	3.70%
	Garcia, To..		3.72%	4.50%	4.16%	4.68%	3.89%			3.21%	4.26%
	Alvarez, J..		3.83%		7.35%						5.52%
	Doe, Jane			2.71%	6.00%	6.40%	4.67%				5.73%
	Shot, Tom						8.42%	4.29%			7.61%
	Garner, R..		9.86%	10.98%	13.07%	14.26%					12.48%
	Grand Total	1.23%	5.29%	4.80%	6.66%	6.17%	4.75%	1.17%	1.20%	3.79%	5.30%

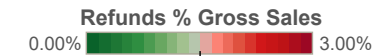


Network
All

Time Period
2/28/2016 to 3/12/2016

Acceptable Refunds (%)
3%

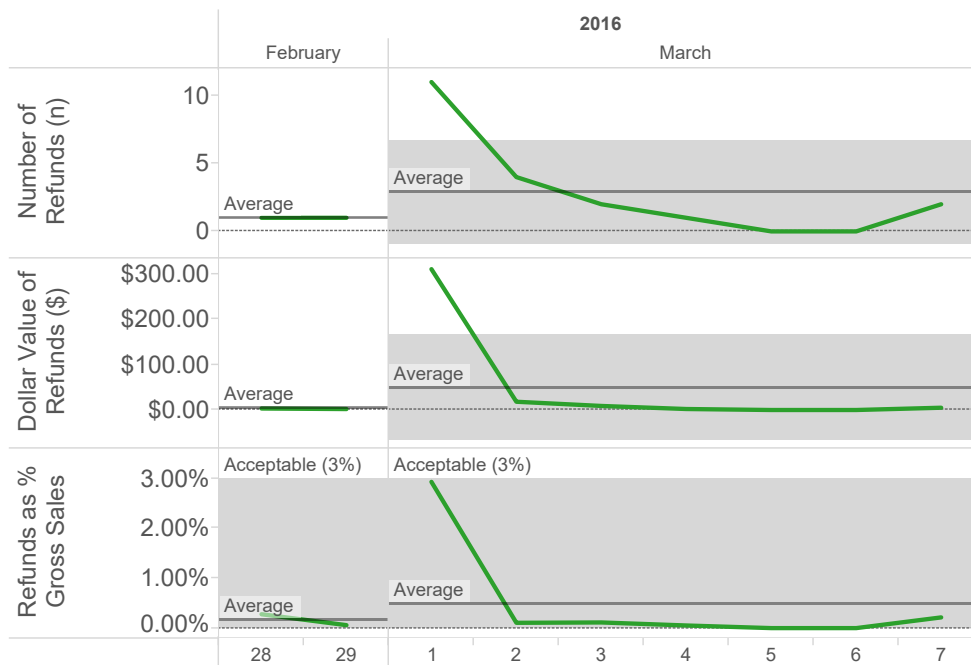
5 Grand



Employee Ranking

5 Grand	Employee	Refunds % Gross Sales
	Order, M..	
	Patino, M..	
	Valtierra, ..	
	Alvarez, ..	0.00%
	Doe, Jane	0.00%
	Shot, Tom	0.00%
	Smith, Jo..	0.07%
	Garcia, T..	0.17%
	Patel, Jay	0.22%
	Garner, ..	3.59%

Refunds



		2016								Grand Total	
		February		March							
		28	29	1	2	3	4	5	6	7	
5 Grand	Alvarez, Jose		0.00%		0.00%						0.00%
	Doe, Jane			0.00%	0.00%	0.00%	0.00%				0.00%
	Shot, Tom						0.00%	0.00%			0.00%
	Smith, John	0.28%						0.00%	0.00%		0.07%
	Garcia, Tony		0.00%	0.45%	0.00%	0.00%	0.14%			0.00%	0.17%
	Patel, Jay		0.00%	0.23%	0.26%	0.29%	0.00%			0.28%	0.22%
	Garner, Rus..		0.26%	16.45%	0.00%	0.00%					3.59%
Grand Total		0.28%	0.06%	2.93%	0.11%	0.11%	0.05%	0.00%	0.00%	0.21%	0.70%

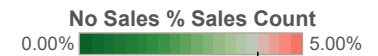


Network
All

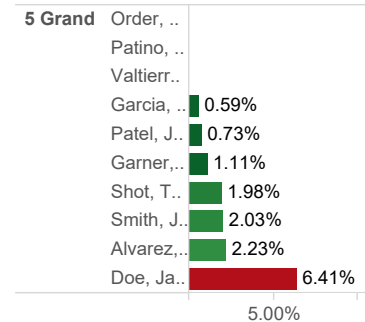
Time Period
2/28/2016 to 3/12/2016

Acceptable No Sales (%)
3%

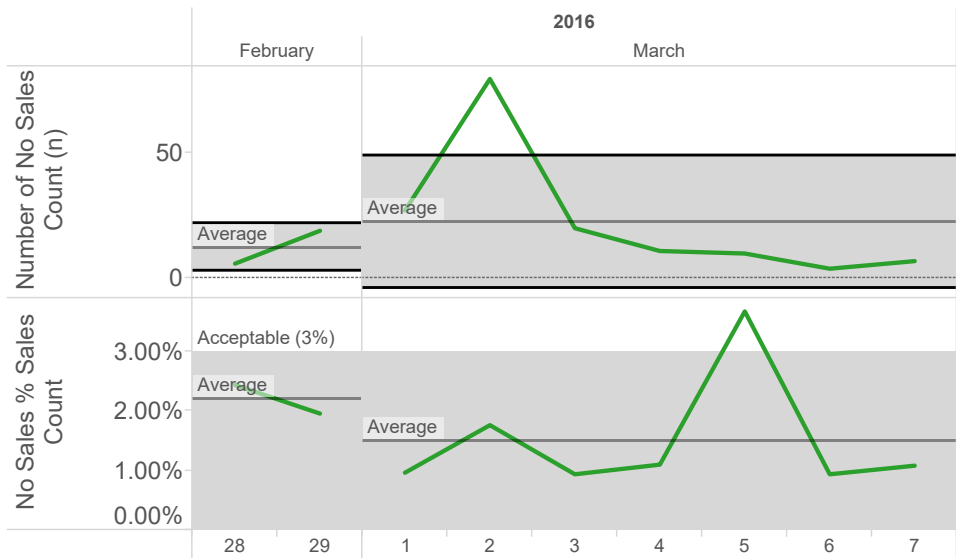
5 Grand



Employee Ranking



No Sales



		2016								Grand Total	
		February		March							
		28	29	1	2	3	4	5	6	7	
5 Grand	Garcia, T..		0.50%	0.58%	0.54%	0.68%	0.58%			0.66%	0.59%
	Patel, Jay		1.25%	0.50%	0.89%	0.47%	0.77%			0.81%	0.73%
	Garner, ..		2.07%	1.33%	0.62%	1.69%					1.11%
	Shot, Tom						1.54%	3.45%			1.98%
	Smith, Jo..		2.44%					3.74%	0.94%		2.03%
	Alvarez, ..			2.42%	2.04%						2.23%
	Doe, Jane				8.04%	7.84%	1.81%	4.41%			5.87%
	Grand Total		2.44%	1.55%	0.97%	1.76%	0.94%	1.10%	3.68%	0.94%	0.77%

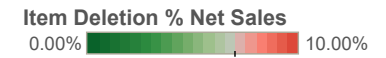


Network
All

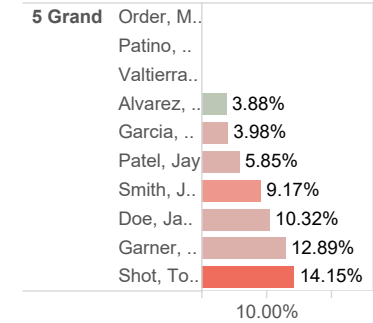
Time Period
2/28/2016 to 3/12/2016

Items Deletions Acceptable
10%

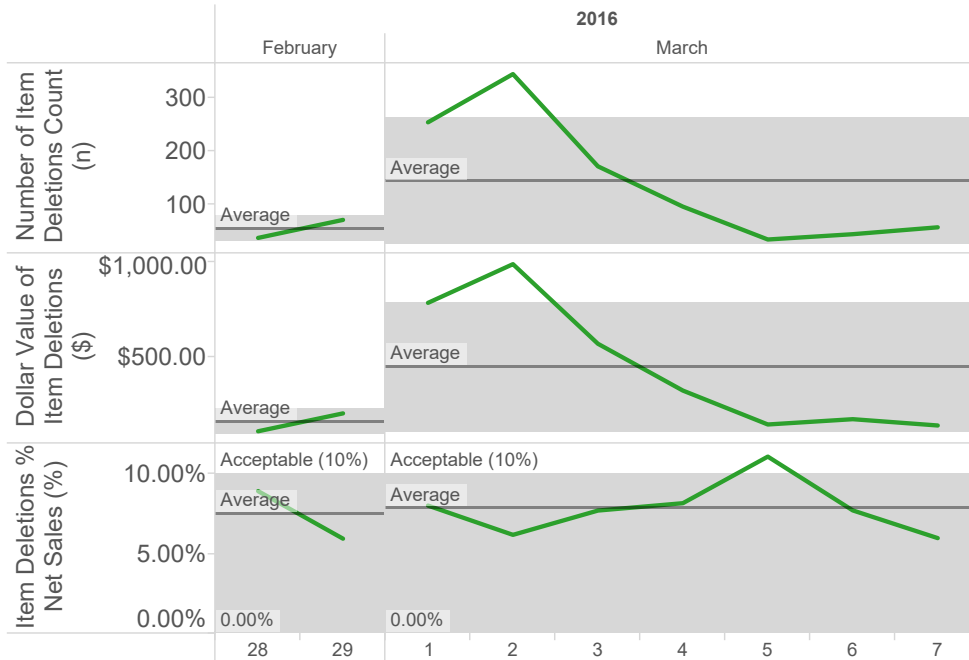
5 Grand



Employee Ranking



Items Deletions



		February		March					Grand Total		
		28	29	1	2	3	4	5	6	7	
5 Grand	Alvarez, J..		6.02%		1.45%						3.88%
	Garcia, To..		2.61%	4.78%	1.98%	4.06%	5.43%			5.89%	3.98%
	Patel, Jay		5.25%	7.34%	4.83%	5.83%	6.39%			6.03%	5.85%
	Smith, John	8.94%							12.34%	7.73%	9.17%
	Doe, Jane			12.19%	12.22%	6.56%	8.10%				10.32%
	Garner, R..		10.48%	19.08%	8.73%	20.89%					12.89%
	Shot, Tom							16.64%	4.38%		14.15%
	Grand Total		8.94%	5.96%	8.03%	6.20%	7.72%	8.18%	11.10%	7.73%	5.99%

Loss Prevention Ratios (Store and Employee)



			2016							Grand Total		
			Q1			March						
			February		1	2	3	4	5		6	7
5 Grand			28	29								
Alvarez, Jose	Net % Gross Sales		4.61%			8.52%						6.48%
	Discounts % Gross Sales		0.78%			1.17%						0.96%
	Net Coupons % Gross Sales		3.83%			7.35%						5.52%
	Refunds % Gross Sales		0.00%			0.00%						0.00%
	No Sales % Sales Count		2.42%			2.04%						2.23%
	Item Deletions % Net Sales		6.02%			1.45%						3.88%
Doe, Jane	Net % Gross Sales				3.53%	6.21%	7.04%	4.78%				6.11%
	Discounts % Gross Sales				0.82%	0.20%	0.65%	0.11%				0.38%
	Net Coupons % Gross Sales				2.71%	6.00%	6.40%	4.67%				5.73%
	Refunds % Gross Sales				0.00%	0.00%	0.00%	0.00%				0.00%
	No Sales % Sales Count				8.04%	7.84%	1.81%	4.41%				5.87%
	Item Deletions % Net Sales				12.19%	12.22%	6.56%	8.10%				10.32%
Garcia, Tony	Net % Gross Sales		3.91%	5.64%	4.23%	5.02%	5.30%			3.36%		4.93%
	Discounts % Gross Sales		0.20%	0.69%	0.07%	0.35%	1.27%			0.14%		0.50%
	Net Coupons % Gross Sales		3.72%	4.50%	4.16%	4.68%	3.89%			3.21%		4.26%
	Refunds % Gross Sales		0.00%	0.45%	0.00%	0.00%	0.14%			0.00%		0.17%
	No Sales % Sales Count		0.50%	0.58%	0.54%	0.68%	0.58%			0.66%		0.59%
	Item Deletions % Net Sales		2.61%	4.78%	1.98%	4.06%	5.43%			5.89%		3.98%
Garner, Rusty	Net % Gross Sales		10.18%		13.51%	14.36%						13.26%
	Discounts % Gross Sales		0.06%		0.45%	0.10%						0.33%
	Net Coupons % Gross Sales		9.86%		13.07%	14.26%						12.90%
	Refunds % Gross Sales		0.26%		0.00%	0.00%						0.03%
	No Sales % Sales Count		2.07%		0.62%	1.69%						1.05%
	Item Deletions % Net Sales		10.48%		8.73%	20.89%						11.47%
Patel, Jay	Net % Gross Sales		4.85%	3.84%	5.03%	6.18%	6.36%			4.95%		5.02%
	Discounts % Gross Sales		0.66%	0.70%	0.70%	2.12%	2.78%			0.71%		1.09%
	Net Coupons % Gross Sales		4.18%	2.91%	4.06%	3.77%	3.58%			3.96%		3.70%
	Refunds % Gross Sales		0.00%	0.23%	0.26%	0.29%	0.00%			0.28%		0.22%
	No Sales % Sales Count		1.25%	0.50%	0.89%	0.47%	0.77%			0.81%		0.73%
	Item Deletions % Net Sales		5.25%	7.34%	4.83%	5.83%	6.39%			6.03%		5.85%
Shot, Tom	Net % Gross Sales						8.66%	4.51%				7.84%
	Discounts % Gross Sales						0.24%	0.22%				0.24%
	Net Coupons % Gross Sales						8.42%	4.29%				7.61%
	Refunds % Gross Sales						0.00%	0.00%				0.00%
	No Sales % Sales Count						1.54%	3.45%				1.98%
	Item Deletions % Net Sales						16.64%	4.38%				14.15%
Smith, John	Net % Gross Sales	1.91%					2.14%	1.69%				1.86%
	Discounts % Gross Sales	0.41%					1.56%	0.49%				0.73%
	Net Coupons % Gross Sales	1.23%					0.58%	1.20%				1.06%
	Refunds % Gross Sales	0.28%					0.00%	0.00%				0.07%
	No Sales % Sales Count	2.44%					3.74%	0.94%				2.03%
	Item Deletions % Net Sales	8.94%					12.34%	7.73%				9.17%

Network
All

Time Period
2/28/2016 to 3/12/2016

Stores
5 Grand

Crew Member
All

